

Nelle slide del corso:

Il risultato della cross-correlazione dei segnali di due antenne i e j

$$V^{ij}(\tau_g) = (V^i V^j) = \lim_{T \rightarrow \infty} \int_{-T/2}^{T/2} V^i(t) V^{j*}(t + \tau_g) dt$$

In the (2-D) uv-plane each visibility samples the FT of the (2-D) $B(\theta, \phi)$

Un teorema dimostra che la funzione di cross correlazione e la distribuzione di brillantezza in cielo sono l'una la trasformata di Fourier dell'altra:

(van Cittert-Zernike theorem)

Fourier space/domain

$$V(u, v) = \int \int T(x, y) e^{2\pi i(ux + vy)} dx dy$$

$$T(x, y) = \int \int V(u, v) e^{-2\pi i(ux + vy)} du dv$$

Image space/domain

(van Cittert-Zernike theorem)

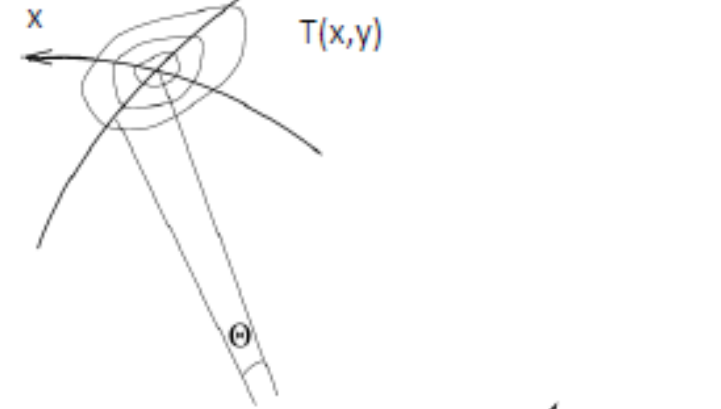
Fourier space/domain

$$V(u, v) = \iint T(x, y) e^{2\pi i(ux+vy)} dx dy$$

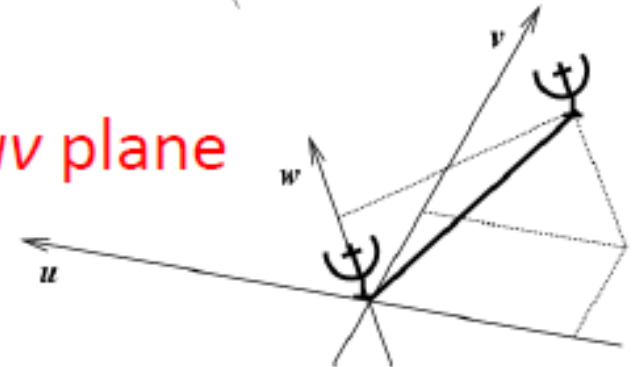
$$T(x, y) = \iint V(u, v) e^{-2\pi i(ux+vy)} du dv$$

Image space/domain

image plane



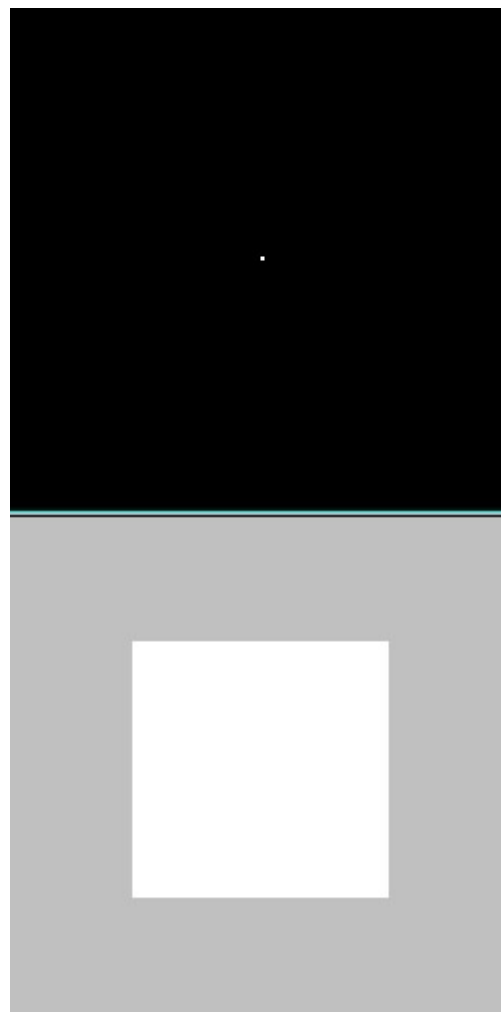
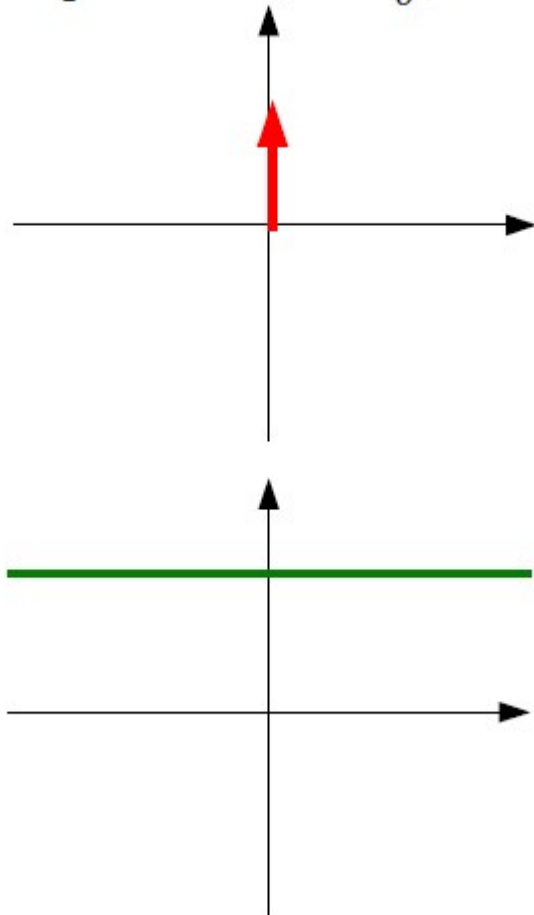
uv plane



Il piano uv e' ortogonale alla linea di vista e contiene le visibilita' ottenute da ciascuna baseline. Fissata una posizione dell'array come riferimento, ogni punto identifica univocamente una baseline

Trasformata di Fourier di una delta di Dirac

1. *The pulse:* $\delta(x - x_0)$

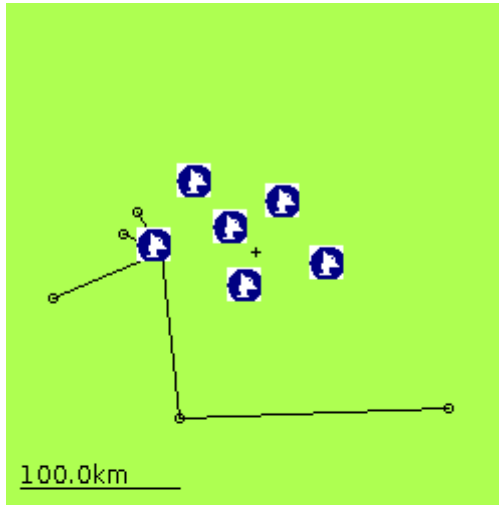


**Sorgente puntiforme
nel piano del cielo**

Piano uv ideale

<http://www.narrabri.atnf.csiro.au/astronomy/vri.html>

Piano uv ideale



Piano uv campionato durante l'osservazione







Immagine ottenuta facendo l'antitrasformata di Fourier di $V(u,v)$





**Una sorgente puntiforme vista da
1 singola baseline (8h di osservazione)**



Baseline lunga

baseline corta


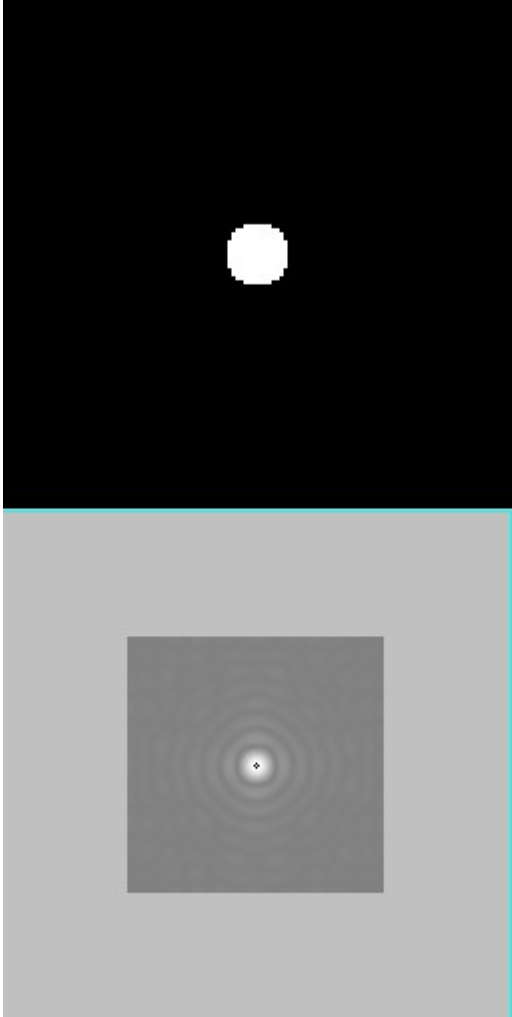
Un disco uniforme



Baseline lunga


L'emissione e' completamente filtrata via.

Un disco uniforme




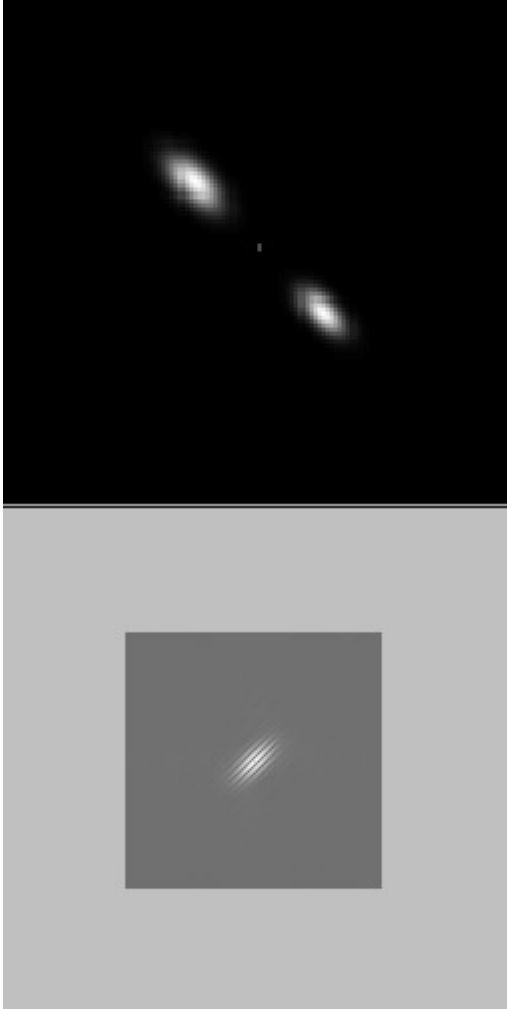
Baseline corta

Un disco uniforme



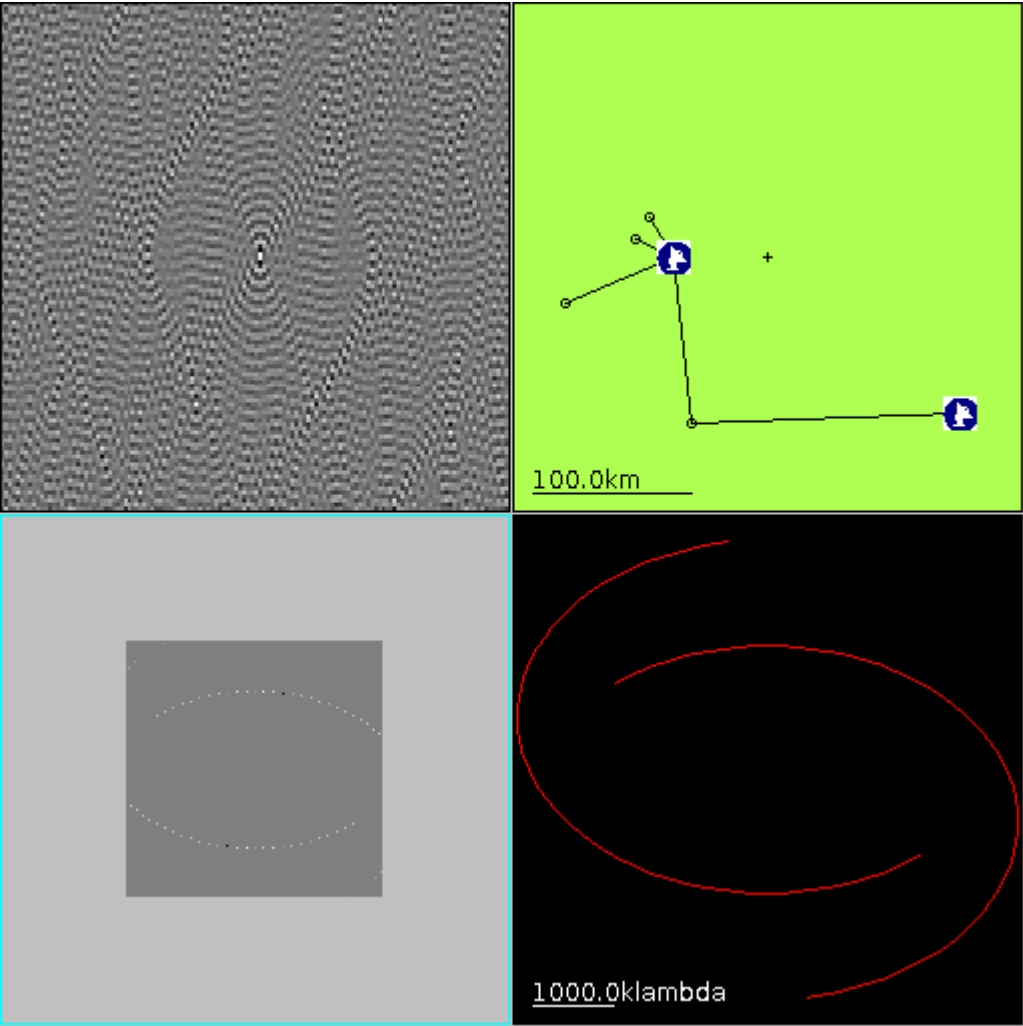
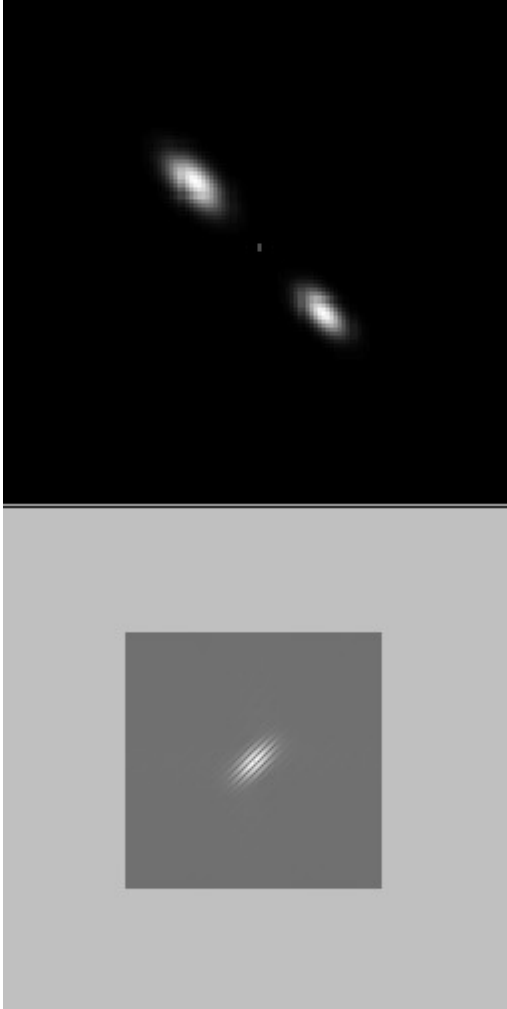
36 antenne campionano quasi uniformemente il piano uv e l'immagine prodotta e' quasi perfetta

Una radiosorgente




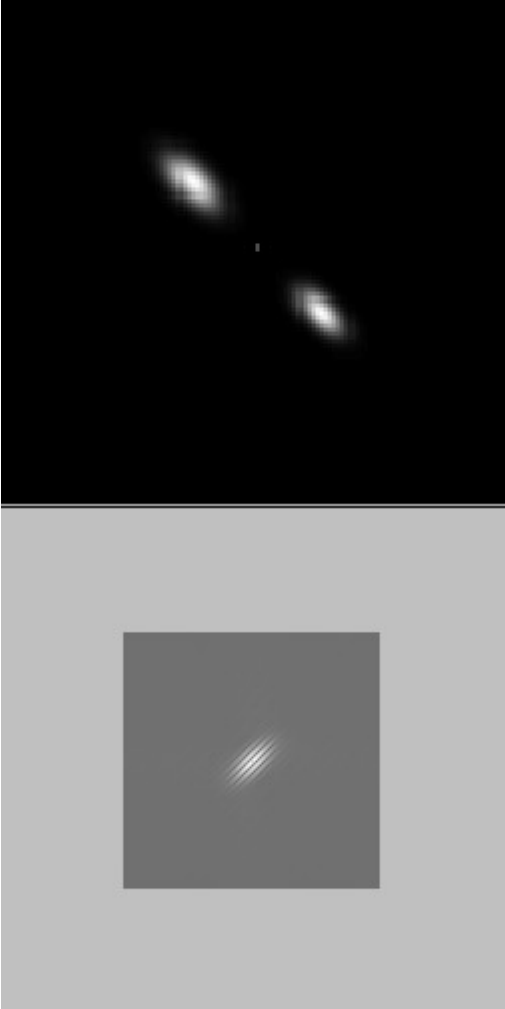
6 antenne (MERLIN) osservazione di 8 h

Una radiosorgente





2 antenne distanti

Una radiosorgente





2 antenne vicine

Croce del sud




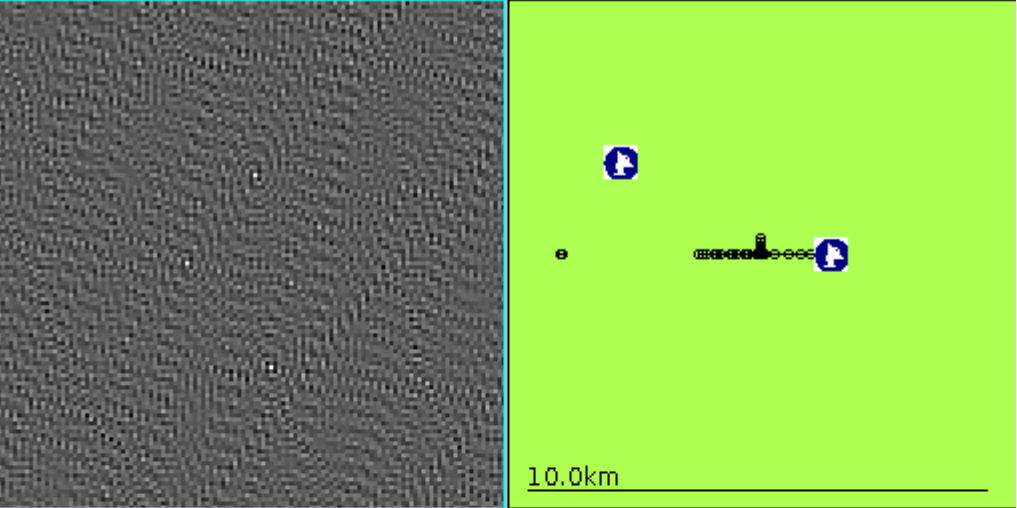


ASKAP (36 antenne)

Croce del sud



2 antenne vicine

Croce del sud



2 antenne lontane